



EBSCO
eBooks

EBSCO eBooks 이용 안내

모바일 앱을 이용한 대출 (오프라인 다운로드) 소개

스마트폰 & 태블릿 PC 대출 방법



- 안드로이드 2.3.3 이상
- iOS 7.0 이상



이용 전 요구 사항

MY



1. EBSCOhost 개인 계정 생성

- 앱(app) 인증 및 개인 대출 정보를 위해 **반드시** 필요
EBSCO eBook 인터페이스에 접속 후에 생성 가능

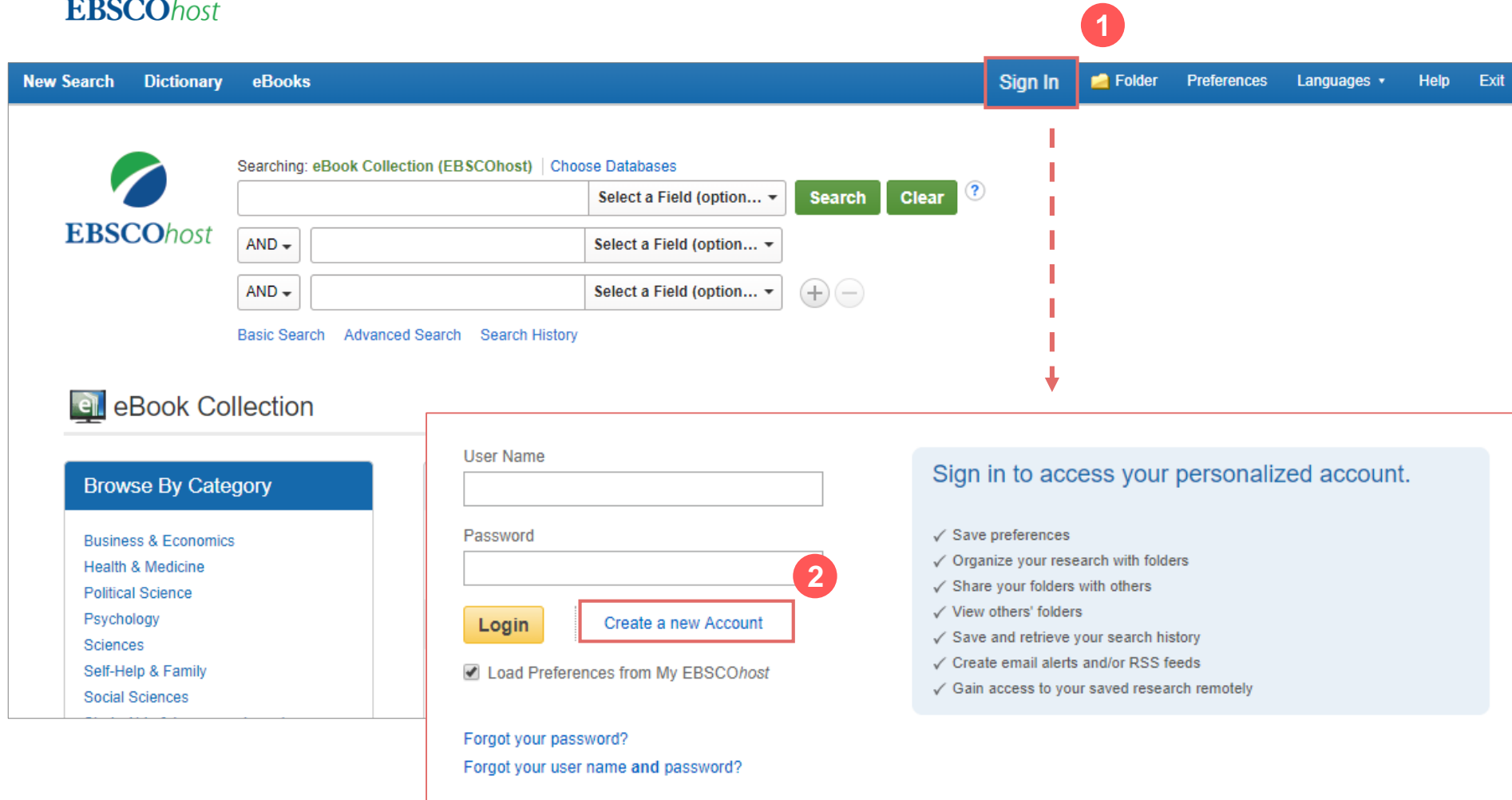


EBSCO eBooks

2. EBSCO eBooks 앱(app) 설치

- EBSCO 제공 eBook은 모두 전용 앱으로 이용할 수 있습니다.

 App Store 또는  Google Play에서 **EBSCO eBooks** 검색 및 설치



The screenshot shows the EBSCOhost website interface. At the top, there is a navigation bar with 'New Search', 'Dictionary', 'eBooks', 'Sign In', 'Folder', 'Preferences', 'Languages', 'Help', and 'Exit'. The 'Sign In' button is highlighted with a red box and a red circle with the number 1. A red dashed arrow points down from the 'Sign In' button to the login form. The login form contains fields for 'User Name' and 'Password', a 'Login' button, and a 'Create a new Account' button. The 'Create a new Account' button is highlighted with a red box and a red circle with the number 2. To the right of the login form, there is a blue box with the text 'Sign in to access your personalized account.' and a list of benefits: 'Save preferences', 'Organize your research with folders', 'Share your folders with others', 'View others' folders', 'Save and retrieve your search history', 'Create email alerts and/or RSS feeds', and 'Gain access to your saved research remotely'. Below the login form, there are links for 'Forgot your password?' and 'Forgot your user name and password?'.

① 단계: EBSCOhost 개인 계정 생성을 위한 로그인 (Sign In) 클릭!

② 단계: 개인 계정 정보 입력을 위한 새 계정 만들기 (Create a new Account) 클릭!

Create a new account - Personal Account ? 3

First Name

Last Name

E-mail Address

User Name
 254 character maximum

Password
 Password strength: **Strong**
 Include digits/symbols or make your password longer and more random. ?

Retype Password

Secret Question
 ▼ Used to help identify your account if you forget your user name or password.

Secret Answer

Note: Please remember your account information for future reference.

Save Changes

1. 이름, 성 입력

2. 이메일 주소

3. 사용자 ID


4. 비밀번호


* 반드시 특수기호 또는 대문자 포함 입력

5. 비밀번호 분실 시
질문 및 답

3 단계: 개인 정보 입력 (이름, 성, 이메일, ID/PW, 비밀번호, 비밀번호 분실 질문/답)

4

[Update My Account](#)
[Not 인명?](#)
[Sign in here.](#)



Sign In to My EBSCOhost

Your account has been created

User Name ihuh20171207

Note: Please remember your new password for future reference. Upon clicking Continue you will be signed in as a personal user.

[Continue](#)
[Sign Out](#)
[Folder](#)
[Preferences](#)
[Languages](#)
[Help](#)
[Exit](#)

NATIONAL CANCER CENTER

[Choose Databases](#)

Select a Field (option...)

Search

Clear

Select a Field (option...)

Select a Field (option...)

+ -


[Basic Search](#)
[Advanced Search](#)
[Search History](#)

eBook Collection


Browse By Category

- [Business & Economics](#)
- [Health & Medicine](#)
- [Political Science](#)
- [Psychology](#)
- [Sciences](#)
- [Self-Help & Family](#)
- [Social Sciences](#)
- [Study Aids & Language Learning](#)

Highlights

[View All](#)


Metabolomics: From Fundam...
by [Sussulini, Alessandra](#)



Medical Terminology Syste...
by [Gylvs, Barbara A...](#)



Proteomics in Biology, Pa...
by [Shukla, Arun K.](#)



Proteomics in Biology, Pa...
by [Shukla, Arun K.](#)




Disease Control Prioritie...
by [Black, Robert E...](#)

4 단계: EBSCOhost 개인 계정 로그인 완료 확인!

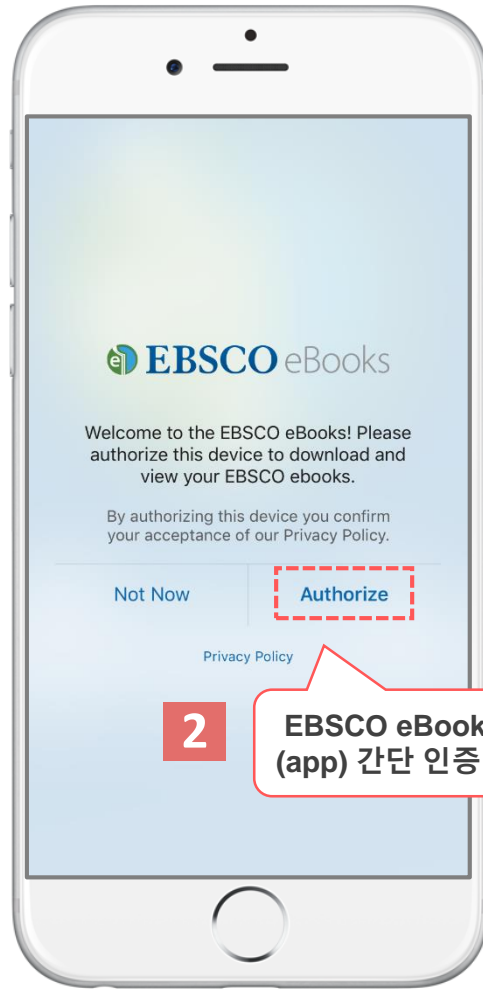
앱(app) 사용 1 단계

앱 설치 및 인증 받기



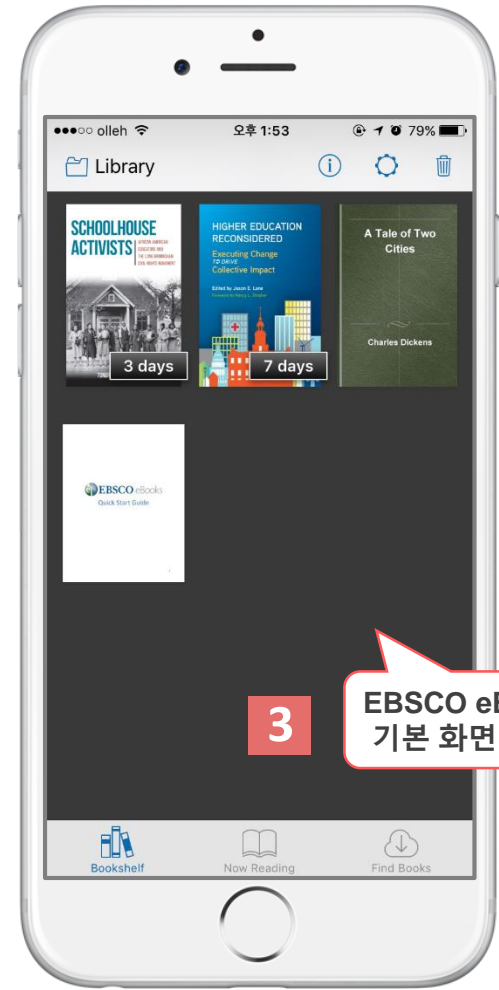
앱 (app) 다운로드

1. 앱 (App) 설치하기



EBSCO eBooks 앱 (app) 간단 인증 받기

2. EBSCO eBooks 앱 인증



EBSCO eBooks 기본 화면 접속!

3. EBSCO eBooks 기본 화면

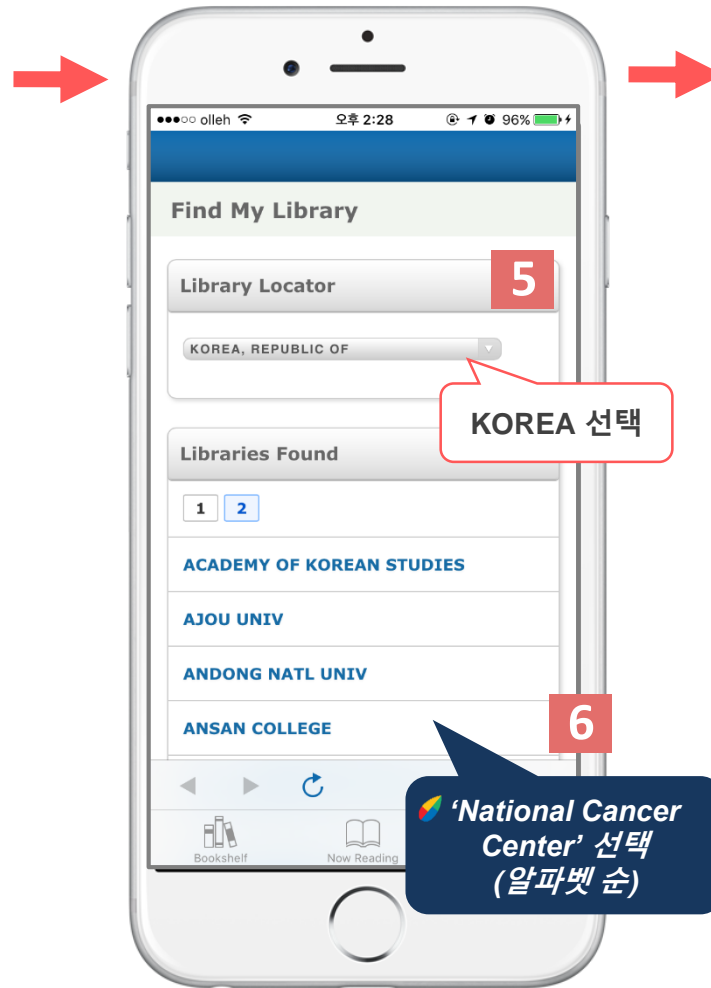
앱(app) 사용 2 단계

나라 / 도서관 설정 및 로그인

* 최초 1회 인증 완료 후 재인증 필요 X



4. 최초 나라 & 도서관 선택



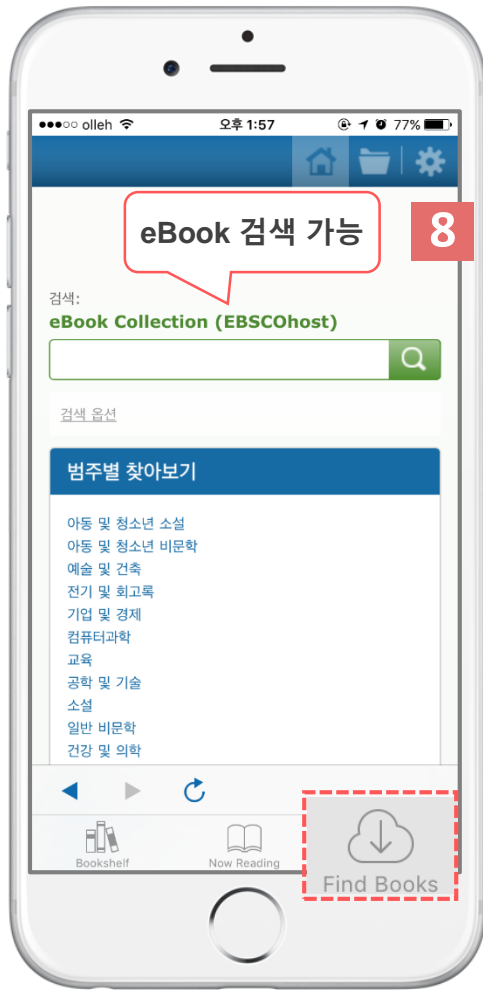
5, 6. 나라 & 도서관 설정



7. EBSCOhost 개인 계정 입력/인증 완료

앱(app) 사용 3 단계

eBook 검색 및 대출하기



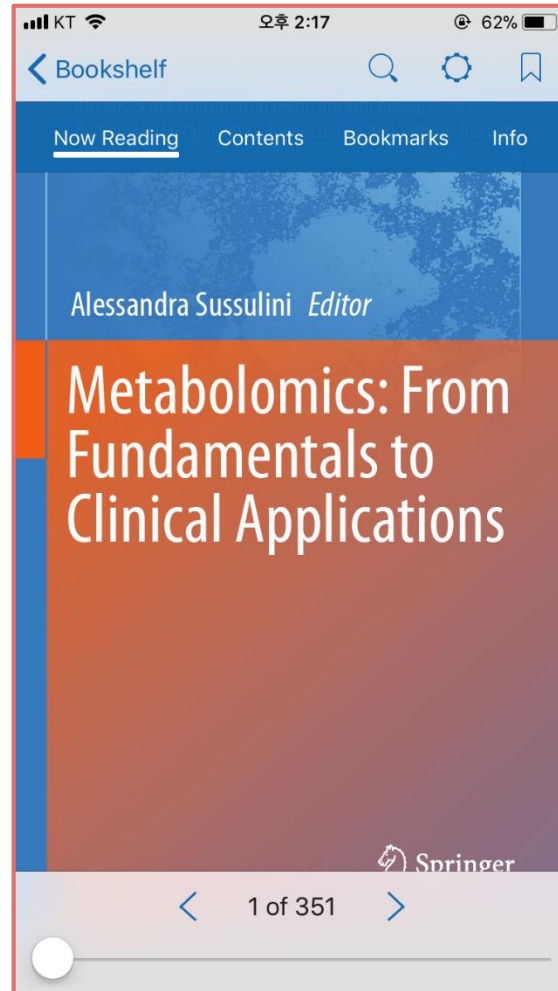
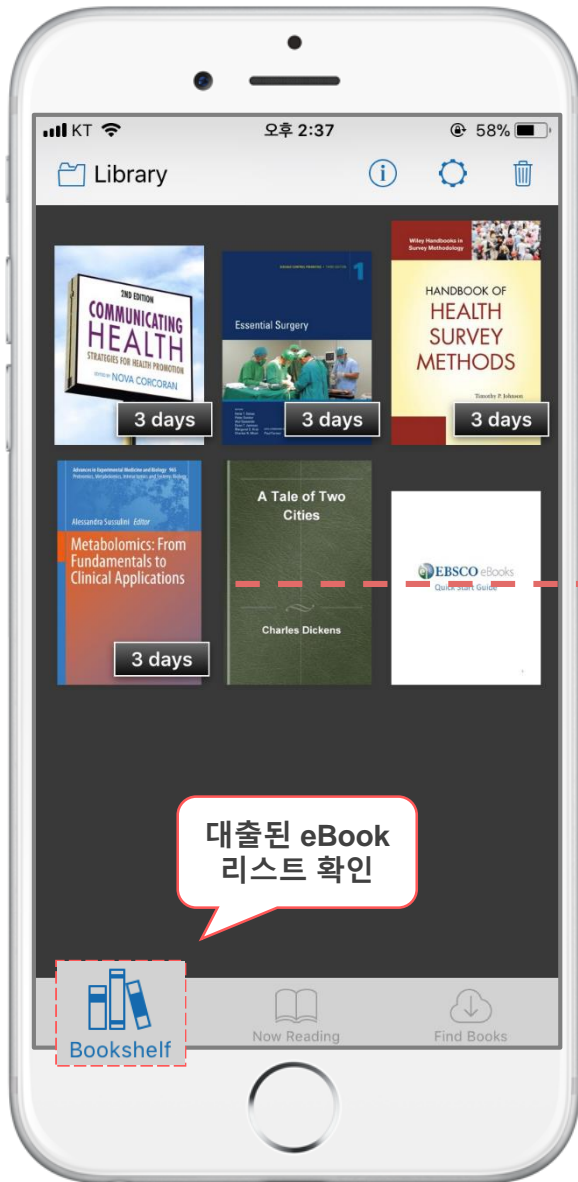
8. eBook 검색 화면



9. 검색 결과 & 대출하기

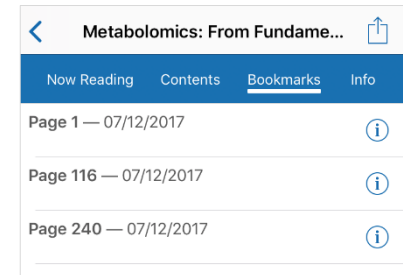


10. 대출 이용 정보 설정



- eBook 내 키워드 검색
- 화면 설정 (텍스트 크기, 간격, 밝기 등)
- 북마크 확인

- Now Reading** 본문 보기
- Content** 전체 목차 제공
- Bookmarks** 북마크 리스트
- Info** 상세 정보



The screenshot shows the EBSCOhost website interface. At the top, there are navigation links: "New Search", "Dictionary", "eBooks", "Sign In", "Folder", "Preferences", "Languages", "Help", and "Exit". The main header area includes the EBSCOhost logo, a search bar with the text "Searching: eBook Collection (EBSCOhost) | Choose Databases", and a "Search" button. Below the search bar, there are links for "Basic Search", "Advanced Search", and "Search History".

The main content area is divided into several sections:

- Browse By Category:** A sidebar menu with categories like Business & Economics, Health & Medicine, Political Science, Psychology, Sciences, Self-Help & Family, Social Sciences, and Study Aids & Language Learning.
- Highlights:** A row of six book covers with titles and authors, such as "Metabolomics: From Fundam..." by Sussulini, Alessandra, and "Medical Terminology Systems" by Gylvs, Barbara A...
- Featured eBooks:** A section titled "Health & M..." with a book cover for "Metabolomics: From Fundam..." by Sussulini, Alessandra.

A large maroon callout box is overlaid on the "Featured eBooks" section, containing the text:

iPhone and Android apps
첫 페이지의 하단에 있는 링크는 기본 EBSCOhost 앱에 대한 인증 링크
EBSCO eBook 앱과 전혀 관련 없음

At the bottom of the page, there is a footer with navigation links: "Mobile Site", "iPhone and Android apps", "EBSCO Support Site", "Privacy Policy", "Terms of Use", and "Copyright". The "iPhone and Android apps" link is highlighted with a red box. Below the footer, there is a copyright notice: "© 2017 EBSCO Industries, Inc. All rights reserved."



THANK YOU

